



WEVER & DUCRÉ  
LIGHTING

# SOLID 1.0 LED

133164B9

## ALLGEMEIN

Decke

Aufbau

IP20

Innen

346 lm

## LED

colour warm dimming

CRI 95

L70 / 50000 h

Initial 4 MacAdam

## OPTISCH

Flood

Ausstrahlwinkel 34°

## ABMESSUNGEN

Durchmesser 100 mm

Höhe 130 mm

0.65 kg

Schwenkbar min 25°

Schwenkbar max 25°

Rotierbar 355°

## ELEKTRISCH

Phasenschnitt dim

220 - 240 V

Gesamt Leistung 7.7 W

45 lm/W

SK1 220-240V

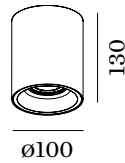
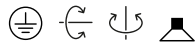
Projekt

Typ

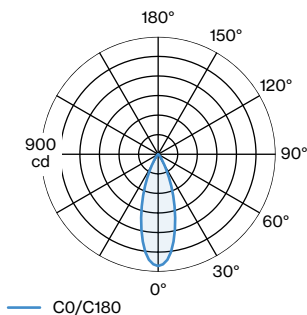
Notizen

Anzahl

Datum



## LICHTVERTEILUNG





WEVER & DUCRÉ  
LIGHTING

# SOLID 1.0 LED

133164B9

## KEGELDIAGRAMM

34°

h (m)	E0° (lx)	ø (m)
1	857	0.62
2	214	1.24
3	95	1.86
4	53	2.48
5	34	3.10