



ARTUUR R 92760 GC

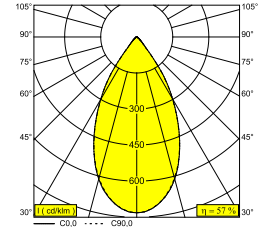
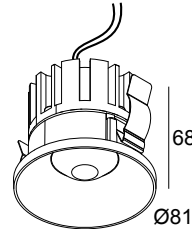
27711 9220 GC

ERHÄLTlich IN

SCHWARZ 27711 9220 B

GOLDFARBEN 27711 9220 GC

WEISS 27711 9220 W



 [Auf der Website anzeigen](#)

Allgemeine Information

ANWENDUNGSBEREICH	innenbereich
INSTALLATION	Decke Einbau
FORM / GRÖSSE DES AUSSCHNITTS (MM)	rund - 72
EINBAUTIEFE (MM)	70
SCHUTZ GEGEN EINDRINGEN	IP20
GEWICHT (KG)	0.4
VERSTELLBARKEIT	nicht verstellbar
INFORMATION	LENS WFL-60° EXCL.LED POWER SUPPLY 350-500mA-DC

Elektrische Informationen

KLASSE	III
ENERGIEKLASSE	E

Lichtquelle Info

Lightsource Name	LED
Lichtquelle	LED array 5,8-8,6W / CRI>90 (R9: 60) / 2700K / 753-1041lm
TM-30	Rf: 89 / Rg: 100
SDCM	SDCM1
Risikogruppe	RG1
LM80	L90B10 > 50000
LED -Technik (Lichtquelle)	1041lm // 8,6W // 121lm/W
LED -Technik (Leuchte)	592lm // 10W // 60lm/W

Erforderliches Zubehör

















LED POWER SUPPLY 350 / 500mA-DC DIM

Optionen

MOUNTING KIT TRIMLESS O.F.A. ARTUUR R

Detaillierte Installationsanweisungen finden Sie in der Montageanleitung: [27711_XXX0_HAND.pdf](#)

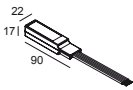
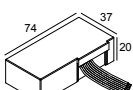
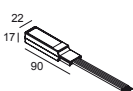
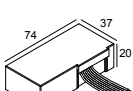
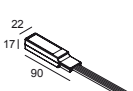
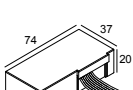
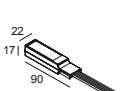


DECKENKOMPATIBILITÄT

Ceiling Type	Mounting Kit	
 System ceiling	 MOUNTING KIT TRIMLESS O.F.A. ARTUUR R	Optional
 Plasterboard	 MOUNTING KIT TRIMLESS O.F.A. ARTUUR R	Optional
 Stucanet	 MOUNTING KIT TRIMLESS O.F.A. ARTUUR R	Optional
 Wood	-	
 Concrete	-	
 Concrete + plaster	 MOUNTING KIT TRIMLESS O.F.A. ARTUUR R	Optional
 Lintel + plaster	 MOUNTING KIT TRIMLESS O.F.A. ARTUUR R	Optional
 Hollow-core slab	-	
 Hollow-core slab + plaster	 MOUNTING KIT TRIMLESS O.F.A. ARTUUR R	Optional
 Stretched ceiling	-	

ARTUUR R 92760 GC

27711 9220 GC

SPEZIFIKATION FERTIGSTELLEN

LED Betriebsgeräte	#
 <p>300 48 350 ED1 LED POWER CONVERTER 48V-DC to 350 mA-DC / 15W DIM1</p>	1->2 <input type="checkbox"/>
 <p>300 48 350 ED5 LED POWER CONVERTER 48V-DC to 350 mA-DC / 15W DIM5</p>	1->2 <input type="checkbox"/>
 <p>300 48 350 MDL LED POWER CONVERTER 48V-DC to 350 mA-DC / 15W MDL</p>	1->2 <input type="checkbox"/>
 <p>300 48 350 WDL LED POWER CONVERTER 48V-DC to 350 mA-DC / 15W WDL</p>	1->2 <input type="checkbox"/>
 <p>300 48 500 ED1 LED POWER CONVERTER 48V-DC to 500 mA-DC / 22W DIM1</p>	1->2 <input type="checkbox"/>
 <p>300 48 500 ED5 LED POWER CONVERTER 48V-DC to 500 mA-DC / 22W DIM5</p>	1->2 <input type="checkbox"/>
 <p>300 48 500 MDL LED POWER CONVERTER 48V-DC to 500 mA-DC / 22W MDL</p>	1->2 <input type="checkbox"/>
 <p>300 48 500 WDL LED POWER CONVERTER 48V-DC to 500 mA-DC / 22W WDL</p>	1->2 <input type="checkbox"/>
 <p>300 90 61 LED POWER SUPPLY MULTI-POWER DIM6</p>	1->2 / 1->2 <input type="checkbox"/>

ARTUUR R 92760 GC

27711 9220 GC



300 90 63

LED POWER SUPPLY MULTI-POWER DIM9

1->4(4) / 1->3(3)



300 90 64

LED POWER SUPPLY MULTI-POWER DIM7

1->2(2) / 1->2(1)



300 90 67

LED POWER CONVERTER 24V-DC TO MULTI CURRENT 48W DIM9

1->2 / -



300 90 68

LED POWER SUPPLY MULTI-POWER DIM5

1->2(2) / 1->2(1)



300 90 69

LED POWER SUPPLY MULTI-POWER HV DIM9

2->6(6) / 1->6(4)



300 90 124

LED POWER SUPPLY MULTI-POWER DIM7

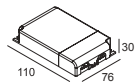
1->2(2) / 1->2(1)



300 90 125

LED POWER SUPPLY MULTI-POWER MINI DIM5

1->2(2) / 1->2(1)



300 90 135

LED POWER SUPPLY MULTI-POWER HV

3->4 / 2->4



21012 0010

LED POWER SUPPLY MULTI POWER

1->2 / 1->2



21012 0021

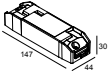
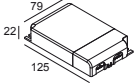
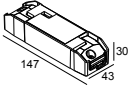
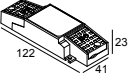
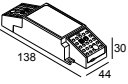
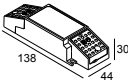
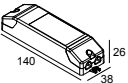
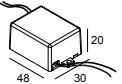
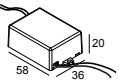
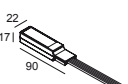
LED POWER SUPPLY MULTI POWER DIM1

1->3 / 1->2



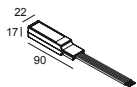
ARTUUR R 92760 GC

27711 9220 GC

	21012 0035	LED POWER SUPPLY MULTI POWER DIM5	1->3 / 1->2 <input type="checkbox"/>
	21012 004W	LED POWER SUPPLY MULTI-POWER WDL	1->4(4) / 1->3(3) <input type="checkbox"/>
	21012 005W	LED POWER SUPPLY MULTI-POWER COMPACT WDL	1->3 / 1->2 <input type="checkbox"/>
	21012 0268	LED POWER SUPPLY MULTI POWER 200-350 / 15W DIM8	2->2 / 2->2 <input type="checkbox"/>
	21012 0278	LED POWER SUPPLY MULTI POWER 500-700 / 20W DIM8	1 <input type="checkbox"/>
	21012 0288	LED POWER SUPPLY MULTI POWER 500-700 / 36W DIM8	2->2 <input type="checkbox"/>
	21012 0298	LED POWER SUPPLY MULTI POWER 250-900 / 20W DIM8	1->2 / 1->2 / 1->2 <input type="checkbox"/>
	21012 0308	LED POWER SUPPLY 350mA / 7,35W DIM8	1 <input type="checkbox"/>
	21012 0318	LED POWER SUPPLY 500mA / 10W DIM8	1 <input type="checkbox"/>
	21032 0295	LED POWER CONVERTER 48V-DC to 350 mA-DC / 15W DIM5	1->2 <input type="checkbox"/>

ARTUUR R 92760 GC

27711 9220 GC



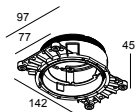
21032 0305

LED POWER CONVERTER 48V-DC to 500 mA-DC / 22W DIM5

1->2



Mounting Kit



27710 0010

MOUNTING KIT TRIMLESS O.F.A. ARTUUR R



Notes: