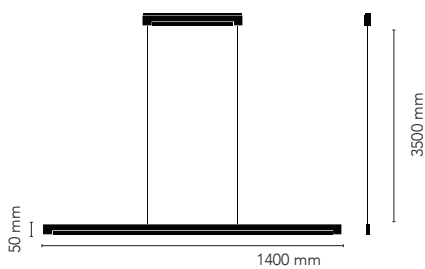



LIGHT·POINT

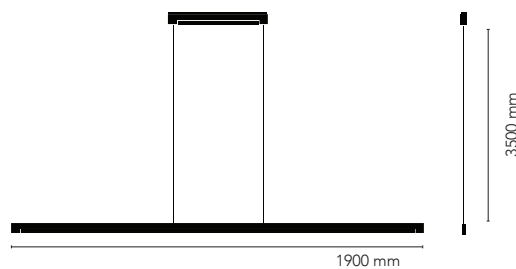
Design by  
STUDIO F·A·PORSCHE

## INLAY S LINEAR

Design: Studio F. A. Porsche



INLAY S1400 LINEAR



INLAY S1900 LINEAR

# INLAY S LINEAR - 2700-6500K

Design: Studio F. A. Porsche

LIGHT·POINT

Design by  
STUDIO F·A·PORSCHE

ART. NAME	INLAY S1400 LINEAR	INLAY S1900 LINEAR	
Art. no. matt black/ satin gold	900090	900100	-
Art. no. matt black/ satin silver	900091	900101	-
EAN matt black/ satin gold	5711389001247	5711389001261	-
EAN matt black/ satin silver	5711389001254	5711389001278	-
Material	Aluminium	Aluminium	-
Light source	LED	LED	-
Lifetime	50.000	50.000	-
Number of light sources	1	1	-
Electronical gear	N/A	N/A	-
Driver watt	N/A	N/A	-
Light source watt	30	38	-
System watt	30	38	-
Voltage	220-240	220-240	-
Dimmable	Yes	Yes	-
Lumen output	3300 (nominal)	4180 (nominal)	-
Lumen pr. watt	110	110	-
Flux	N/A	N/A	-
CCT (K)	2700-6500	2700-6500	-
RA/CRI	>90	>90	-
Mac Adam	5	5	-
Light distribution	N/A	N/A	-
Beam angle	N/A	N/A	-
Tilt angle	N/A	N/A	-
Cutout mm.	N/A	N/A	-
Rotation	N/A	N/A	-
Looping	N/A	N/A	-